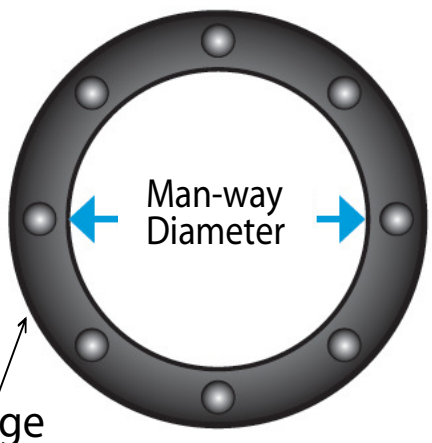


Lockable & Elastic Covers

Quick Sizing Reference



- Mini-fits standard 12" (304mm) man-way
- X-Small-fits standard 16"-18" (406-457mm)
- Small-fits standard 20" (508mm) man-way
- Medium-fits standard 24" (609mm) man-way
- Large-fits standard 30" (762mm) man-way
- X-Large-fits standard 36" (914mm) man-way


*based on ANSI standard 150 lb (4") flange
 **see sizing chart for complete detailed sizing guide.

Magnetic Covers

Quick Sizing Reference

There are several easy ways to measure to ensure a proper fit of your magnetic cover.

For openings with no flange or protruding lip:
 Measure diameter of opening and ADD 4". OR measure a few inches outside the opening.
 If opening is not round, measure both width & height.
 Select cover that fits that size. (Example: 20" opening + 4" = SMALL)



*Illustration for sizing purposes only. Magnetic covers are round unless ordered otherwise.

For openings with protruding lip or nozzle:
 Measure from outer edge of lip to the other and ADD 4".
 OR measure a few inches outside the opening.
 If opening is not round, measure both width & height.



Magnetic covers easily conform around odd flanges and obstructions.

- X-Small-fits up to 22" (559mm) opening
- Small-fits up to 30" (762mm) opening
- Medium-fits up to 36" (914mm) opening
- Large-fits up to 42" (1067mm) opening
- X-Large-fits up to 52" (1321mm) opening


Velcro Covers

Quick Sizing Reference

Measure opening and choose cover that is larger than your opening. Velcro is sewn vertically on both sides of cover. Therefore, you are able to select cover with the appropriate width and simply cut the top & bottom of cover to reduce height.


Example ~ For openings with no flange or protruding lip:

Measure diameter then ADD 4"
 If opening is not round, measure both width & height.
 Picture sample:
 20" opening + 4" = 24"
 =
 X-SMALL
 (24"W x 24"H cover)



Example 2 ~ For openings with protruding lip or nozzle:

Measure opening from outer edge to outer edge + 4"
 If opening is not round, measure both width & height.
 Picture sample:
 Opening size from outer most point of protrusion = 22"W x 44"H
 ADD 4" to top & bottom = 26" W x 48"H
 =
 LARGE



Keep in mind various cover sizes will fit your opening. The end result is more or less cover extending along outer edges.



- X-Small - cover size 24"W x 24"H (609 x 609mm)
- Small - cover size 30"W x 30"H (762 x 762mm)
- Medium - cover size 40"W x 40"H (1016x 1016mm)
- Large - cover size 30"W x 54"H (762 x 1372mm)
- X-Large - cover size 42"W x 68"H (1067 x 1727mm)